



NPR

College of Engineering & Technology

Approved by AICTE, Affiliated to Anna University,
Accredited by NAAC WITH 'A' GRADE | Recognized by UGC under 2 (f)
Natham, Dindigul - 624 401. Web: www.nprcet.org



CRITERION 2 – TEACHING LEARNING AND EVALUATION

KEY INDICATOR 2.7 – Student Satisfaction Survey

Metric No 2.7.1. - Student Satisfaction Survey (SSS) on overall institutional performance for the year 2022 – 23.

S. No	Content	Page. No.
1	Questionnaire for Student Satisfaction Survey	2-6
2	Student Participation Department wise	6
3	Analysis of Responses	7
4	Detailed Responses	8
5	Detailed Responses - Graph	9-18
6	Detailed Responses - Qualitative Feedback	19



PRINCIPAL

Dr. J.SUNDARARAJAN,
B.E., M.Tech., Ph.D.,

Principal

N.P.R. College of Engineering & Technology
Natham, Dindigul (Dt) - 624 401.

Students Satisfaction Survey (SSS) was conducted among the students of the college for the AQAR 2022-23. The questionnaire has been framed based on NAAC guidelines. The objective of SSS was to measure the student's level of satisfaction on their experiences with **NPR College of Engineering & Technology**, covering the teaching learning process in the areas as shown below:

- Teaching-Learning Process
- Effectiveness of Communication
- Teaching - Learning Resources
- Counseling Experience of Students
- Assessment Methods

QUESTIONNAIRE FOR STUDENT SATISFACTION SURVEY

1. How much of the syllabus was covered in the class?

- 4 – 85 to 100%
- 3 – 70 to 84%
- 2 – 55 to 69%
- 1 – 30 to 54%
- 0 – Below 30%

2. How well did the teachers prepare for the classes?

- 4 – Thoroughly
- 3 – Satisfactorily
- 2 – Poorly
- 1 – Indifferently
- 0 – Won't teach at all

3. How well were the teachers able to communicate?

- 4 – Always effective
- 3 – Sometimes effective
- 2 – Just satisfactorily
- 1 – Generally ineffective
- 0 – Very poor communication

4. The teacher's approach to teaching can best be described as

- 4 – Excellent
- 3 – Very good
- 2 – Good
- 1 – Fair
- 0 – Poor



5. Fairness of the internal evaluation process by the teachers.
- 4 – Always fair
 - 3 – Usually fair
 - 2 – Sometimes unfair
 - 1 – Usually unfair
 - 0 – Unfair
6. Was your performance in assignments discussed with you?
- 4 – Every time
 - 3 – Usually
 - 2 – Occasionally/Sometimes
 - 1 – Rarely
 - 0 – Never
7. The institute takes active interest in promoting internship, student exchange, field visit opportunities for students.
- 4 – Regularly
 - 3 – Often
 - 2 – Sometimes
 - 1 – Rarely
 - 0 – Never
8. The teaching and mentoring process in your institution facilitates you in cognitive, social and emotional growth.
- 4 – Significantly
 - 3 – Very well
 - 2 – Moderately
 - 1 – Marginally
 - 0 – Not at all
9. The institution provides multiple opportunities to learn and grow.
- 4 – Strongly agree
 - 3 – Agree
 - 2 – Neutral
 - 1 – Disagree
 - 0 – Strongly disagree



10. Teachers inform you about your expected competencies, course outcomes and programme outcomes.

- 4 – Every time
- 3 – Usually
- 2 – Occasionally/Sometimes
- 1 – Rarely
- 0 – Never

11. Your mentor does a necessary follow-up with an assigned task to you.

- 4 – Every time
- 3 – Usually
- 2 – Occasionally/Sometimes
- 1 – Rarely
- 0 – I don't have a mentor

12. The teachers illustrate the concepts through examples and applications.

- 4 – Every time
- 3 – Usually
- 2 – Occasionally/Sometimes
- 1 – Rarely
- 0 – Never

13. The teachers identify your strengths and encourage you with providing right level of challenges.

- 4 – Fully
- 3 – Reasonably
- 2 – Partially
- 1 – Slightly
- 0 – Unable to

14. Teachers are able to identify your weaknesses and help you to overcome them.

- 4 – Every time
- 3 – Usually
- 2 – Occasionally/Sometimes
- 1 – Rarely
- 0 – Never



15. The institution makes effort to engage students in the monitoring, review and continuous quality improvement of the teaching learning process.
- 4 – Strongly agree
 - 3 – Agree
 - 2 – Neutral
 - 1 – Disagree
 - 0 – Strongly disagree
16. The institute/ teachers use student centric methods, such as experiential learning, participative learning and problem solving methodologies for enhancing learning experiences.
- 4 – To a great extent
 - 3 – Moderate
 - 2 – Somewhat
 - 1 – Very little
 - 0 – Not at all
17. Teachers encourage you to participate in extracurricular activities.
- 4 – Strongly agree
 - 3 – Agree
 - 2 – Neutral
 - 1 – Disagree
 - 0 – Strongly disagree
18. Efforts are made by the institute/ teachers to inculcate soft skills, life skills and employability skills to make you ready for the world of work.
- 4 – To a great extent
 - 3 – Moderate
 - 2 – Somewhat
 - 1 – Very little
 - 0 – Not at all
19. What percentage of teachers use ICT tools such as LCD projector, Multimedia, etc. while teaching.
- 4 – Above 90%
 - 3 – 70 – 89%
 - 2 – 50 – 69%
 - 1 – 30 – 49%
 - 0 – Below 29%



20. The overall quality of teaching-learning process in your institute is very good.

- 4 – Strongly agree
- 3 – Agree
- 2 – Neutral
- 1 – Disagree
- 0 – Strongly disagree

21. Give three observation / suggestions to improve the overall teaching – learning experience in your institution.

a)

b)

c)

STUDENT PARTICIPATION DEPARTMENT WISE

DEPARTMENT	COUNT OF RESPONSES
Civil Engineering	25
Computer Science and Engineering	100
Electronics and Communication Engineering	69
Electrical and Electronics Engineering	42
Mechanical Engineering	37
Information Technology	17
Artificial intelligence & Data Sciences	38
Management Studies	21
Structural	02
VLSI	01
Total Responses	352

ANALYSIS OF RESPONSES

S. No.	Questions	Average
Q1	How much of the syllabus was covered in the class?	3.94
Q2	How well did the teachers prepare for the classes?	3.79
Q3	How well were the teachers able to communicate?	3.84
Q4	The teacher's approach to teaching can best be described as	3.79
Q5	Fairness of the internal evaluation process by the teachers.	3.79
Q6	Was your performance in assignments discussed with you?	3.80
Q7	The institute takes active interest in promoting internship, student exchange, field visit opportunities for students.	3.80
Q8	The teaching and mentoring process in your institution facilitates you in cognitive, social and emotional growth.	3.75
Q9	The institution provides multiple opportunities to learn and grow.	3.81
Q10	Teachers inform you about your expected competencies, course outcomes and programme outcomes.	3.82
Q11	Your mentor does a necessary follow-up with an assigned task to you.	3.82
Q12	The teachers illustrate the concepts through examples and applications.	3.82
Q13	The teachers identify your strengths and encourage you with providing right level of challenges.	3.81
Q14	Teachers are able to identify your weaknesses and help you to overcome them.	3.84
Q15	The institution makes effort to engage students in the monitoring, review and continuous quality improvement of the teaching learning process.	3.82
Q16	The institute/ teachers use student centric methods, such as experiential learning, participative learning and problem solving methodologies for enhancing learning experiences.	3.82
Q17	Teachers encourage you to participate in extracurricular activities.	3.80
Q18	Efforts are made by the institute/ teachers to inculcate soft skills, life skills and employability skills to make you ready for the world of work.	3.80
Q19	What percentage of teachers use ICT tools such as LCD projector, Multimedia, etc. while teaching.	3.84
Q20	The overall quality of teaching-learning process in your institute is very good.	3.80



DETAILED RESPONSES

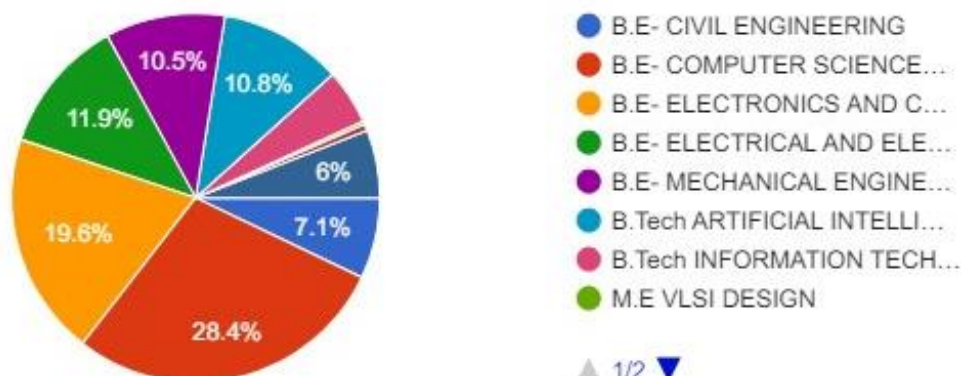
Question Number	Count of responses					Percentage of responses				
	4	3	2	1	0	4	3	2	1	0
Q1	332	20	-	-	-	94.31	5.69	-	-	-
Q2	280	69	03	-	-	79.54	19.60	0.85	-	-
Q3	298	52	02	-	-	84.65	14.77	0.56	-	-
Q4	280	70	02	-	-	79.54	19.89	0.56	-	-
Q5	280	69	03	-	-	79.54	19.60	0.85	-	-
Q6	285	65	02	-	-	80.97	18.47	0.56	-	-
Q7	291	53	08	-	-	82.67	15.06	2.27	-	-
Q8	283	63	-	-	-	80.40	17.90	-	-	-
Q9	288	60	04	-	-	81.82	17.05	1.13	-	-
Q10	291	58	02	01	-	82.67	16.48	0.56	0.28	-
Q11	291	59	02	-	-	82.67	16.76	0.56	-	-
Q12	297	48	07	-	-	84.38	13.64	1.99	-	-
Q13	289	59	03	01	-	82.10	16.76	0.85	0.28	-
Q14	299	49	04	-	-	84.94	13.92	1.13	-	-
Q15	290	60	02	-	-	82.39	17.05	0.56	-	-
Q16	295	51	06	-	-	83.81	14.49	1.71	-	-
Q17	282	69	01	-	-	80.11	19.60	0.28	-	-
Q18	287	59	06	-	-	81.53	16.76	1.71	-	-
Q19	299	48	05	-	-	84.94	13.64	1.42	-	-
Q20	291	53	07	01	-	82.67	15.06	1.99	0.28	-



DETAILED RESPONSES - GRAPH

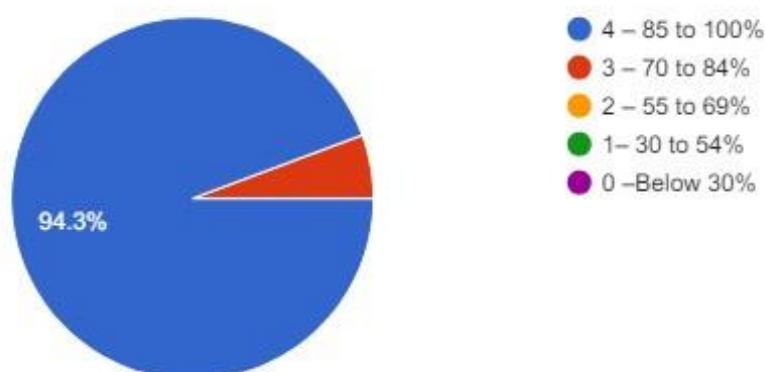
BRANCH

352 responses



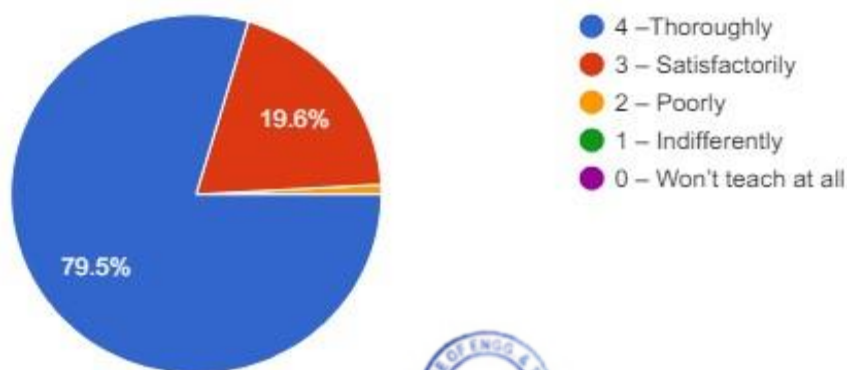
1. How much of the syllabus was covered in the class?

352 responses



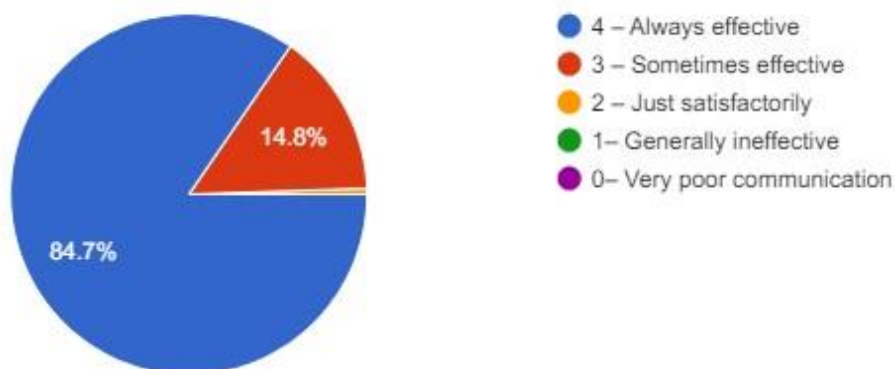
2. How well did the teachers prepare for the classes?

352 responses



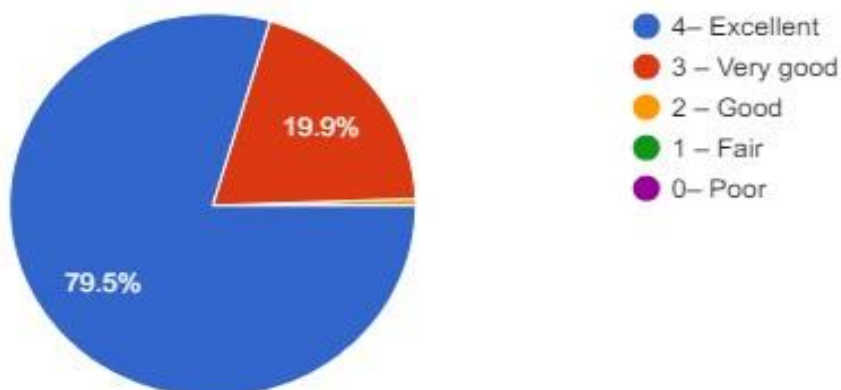
3. How well were the teachers able to communicate?

352 responses



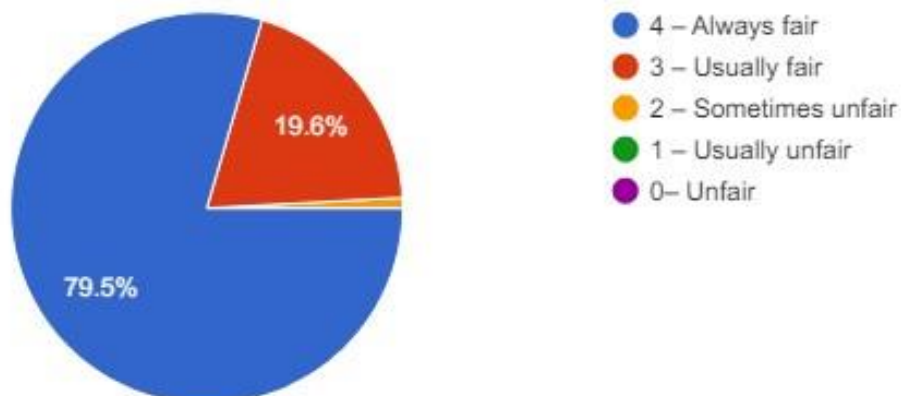
4. The teacher's approach to teaching can best be described as

352 responses



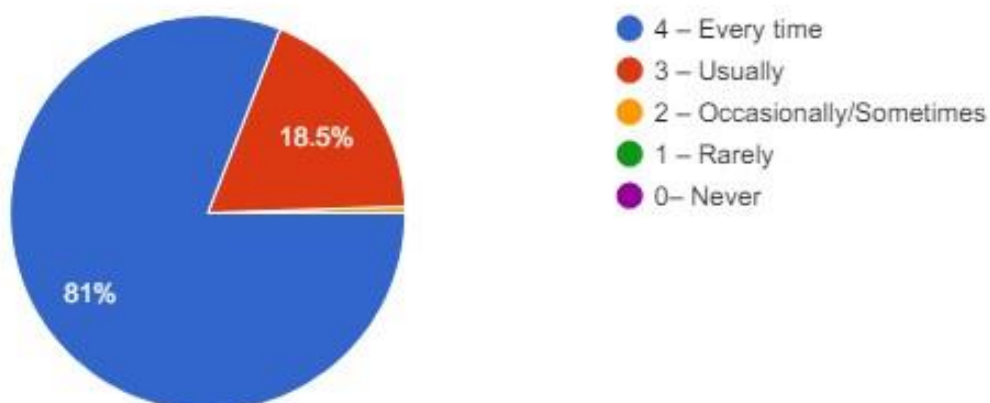
5. Fairness of the internal evaluation process by the teachers.

352 responses



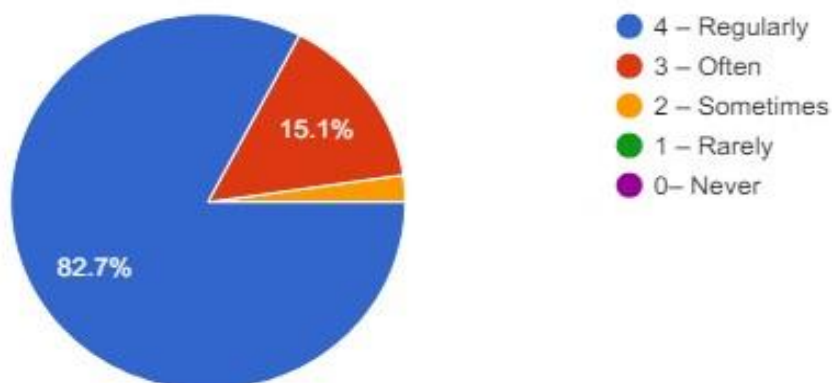
6. Was your performance in assignments discussed with you?

352 responses



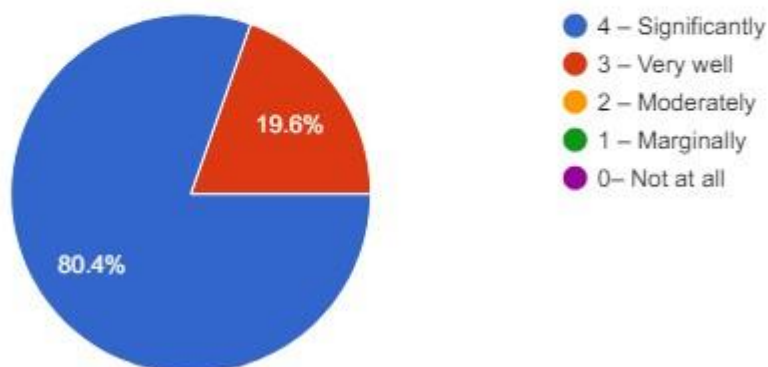
7. The institute takes active interest in promoting internship, student exchange, field visit opportunities for students.

352 responses



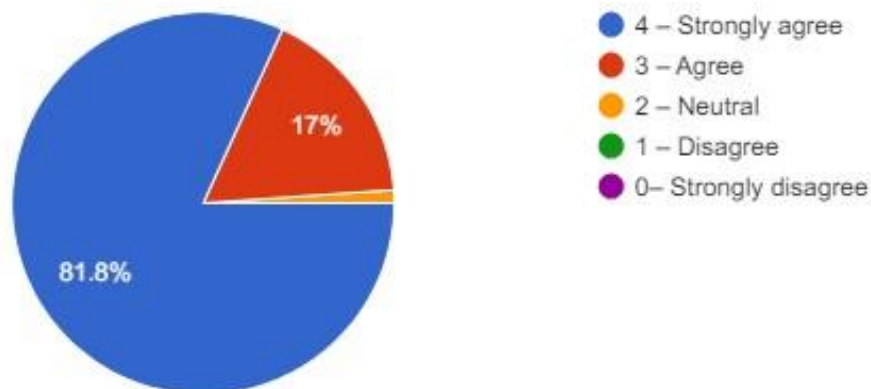
8. The teaching and mentoring process in your institution facilitates you in cognitive, social and emotional growth.

352 responses



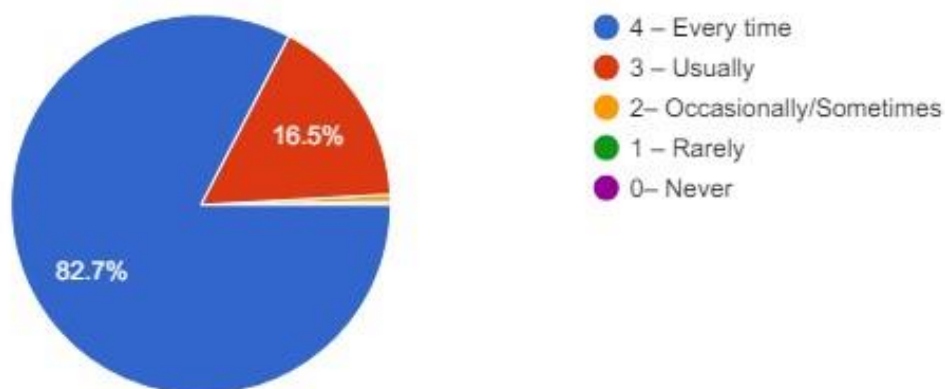
9. The institution provides multiple opportunities to learn and grow.

352 responses



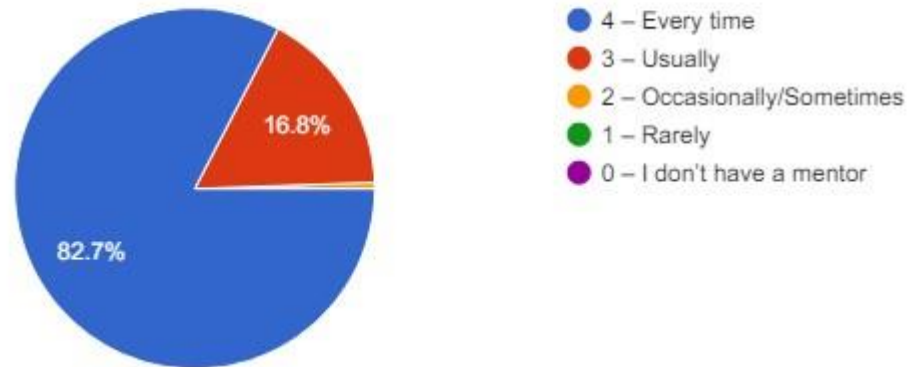
10. Teachers inform you about your expected competencies, course outcomes and programme outcomes.

352 responses



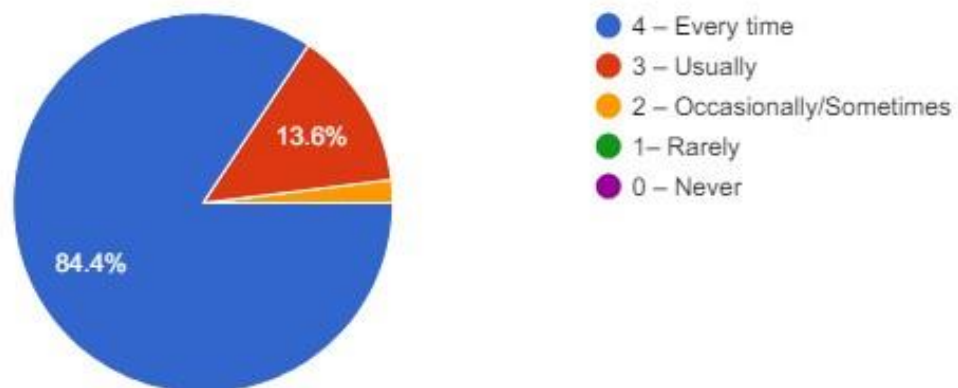
11. Your mentor does a necessary follow-up with an assigned task to you.

352 responses



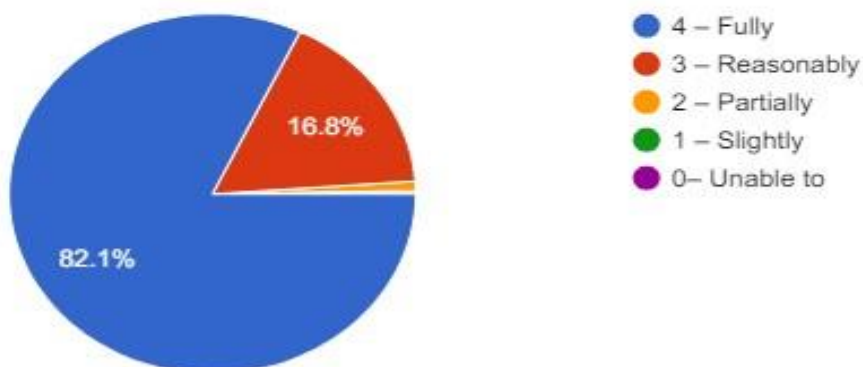
12. The teachers illustrate the concepts through examples and applications.

352 responses



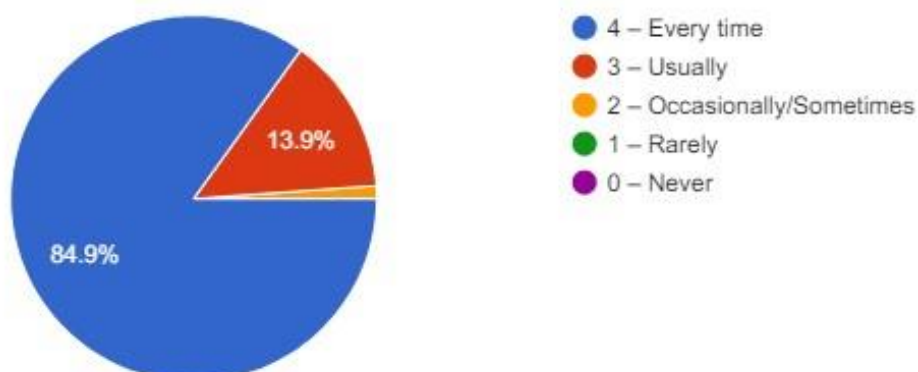
13. The teachers identify your strengths and encourage you with providing right level of challenges.

352 responses



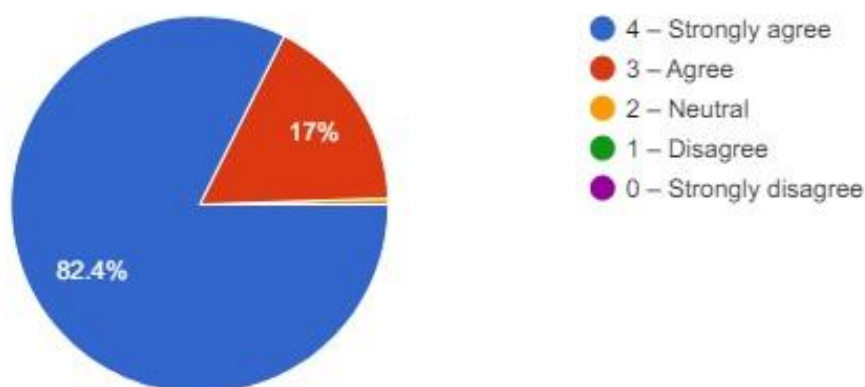
14. Teachers are able to identify your weaknesses and help you to overcome them.

352 responses



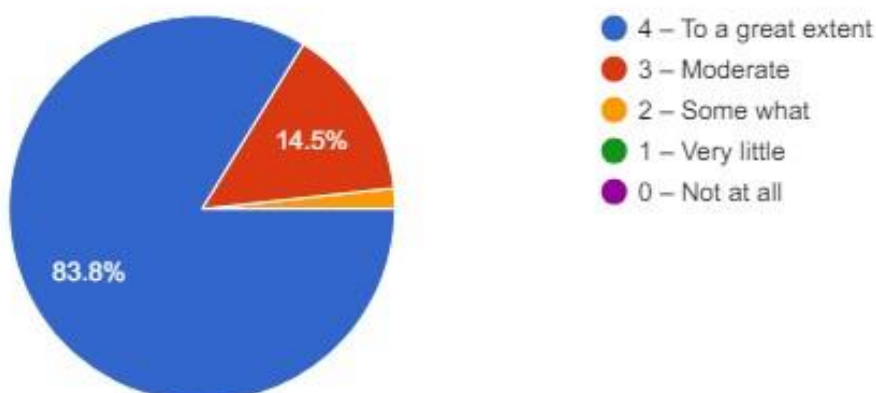
15. The institution makes effort to engage students in the monitoring, review and continuous quality improvement of the teaching learning process.

352 responses



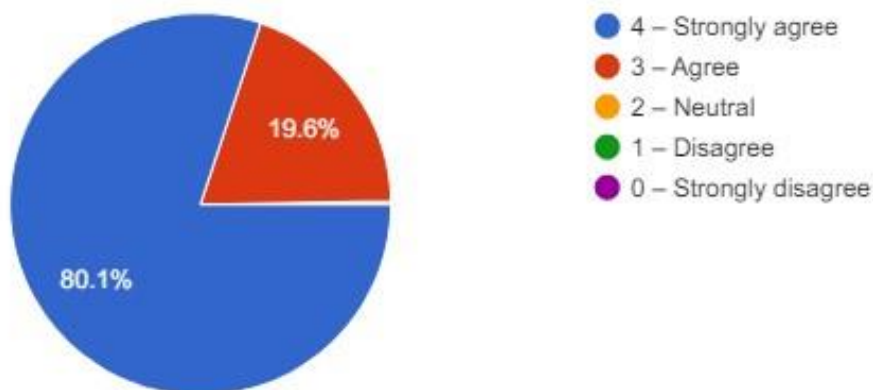
16. The institute/ teachers use student centric methods, such as experiential learning, participative learning and problem solving methodologies for enhancing learning experiences

352 responses



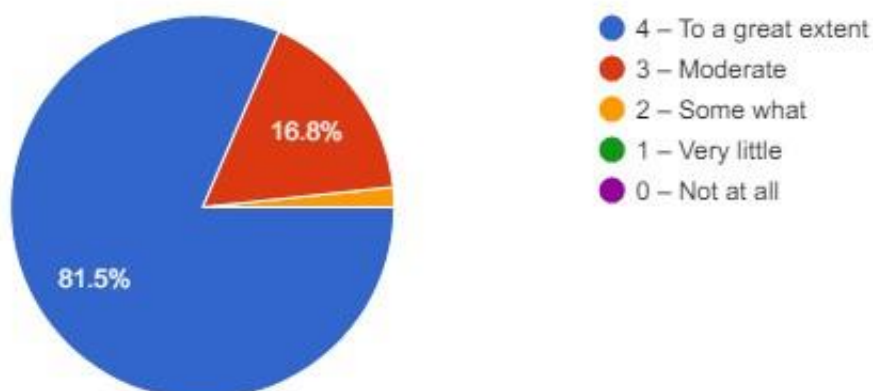
17. Teachers encourage you to participate in extracurricular activities.

352 responses



18. Efforts are made by the institute/ teachers to inculcate soft skills, life skills and employability skills to make you ready for the world of work.

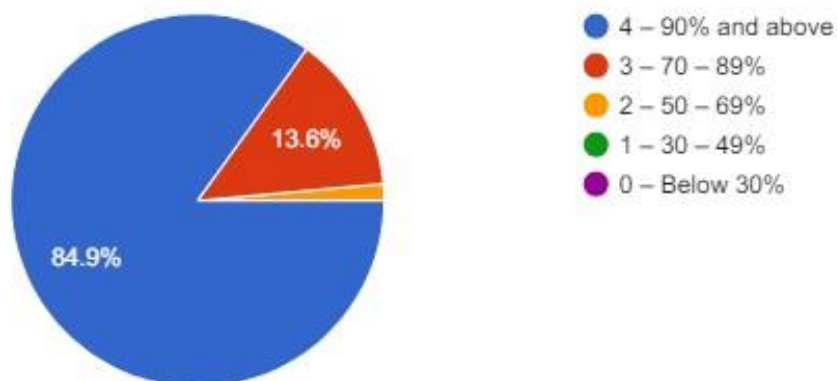
352 responses



+

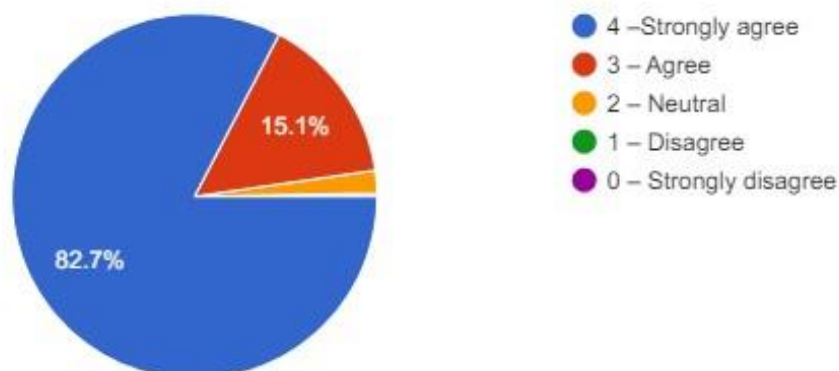
19. What percentage of teachers use ICT tools such as LCD projector, Multimedia, etc. while teaching.

352 responses




20. The overall quality of teaching-learning process in your institute is very good.

352 responses



DETAILED RESPONSES - QUALITATIVE FEEDBACK (Refer Q. No. 21)

- Faculties are encouraging the students to do project
- Equipped Classrooms with the Right Tools
- Engage them in multiple ways
- To continue excellent teaching methods always to the students. Their encouraging strategies was unpredictable.
- Excellent Infrastructures best teaching learning practice transportation facilities are well organised.
- Turf cricket ground useful value-added courses are well organized
- Teachers identified our strengths and encourage us with providing right level of challenges. is good
- Add on courses are interesting.
- Subject group discussion in class is really interesting to study.
- Alumni interaction in class to know about industrial experience of alumni.
- Faculties use LCD projectors most of the time.
- Tutorial classes are useful to solve problems.
- Brain storming sessions is very interesting.
- NPTEL videos are very useful.
- Faculties are encourages the students to do project.
- Real world examples are very good.
- Practical examples are very useful.
- Library facility is good.
- Staff motivate co-curricular participation.
- Staff tells the mistakes during internal paper distribution is good.
- EDC programs are good.
- Interactive board class very useful.
- Conducting more NSS activities.



Dr. J. SUNDARARAJAN,
B.E., M.Tech., Ph.D.,
Principal
N.P.R. College of Engineering & Technology
Natham, Dindigul (Dt) - 624 401.